

MAIN MENU BAR

The Main Menu Bar provides quick access to key features like the Interactive Program Guide, PVR, Favorites lists, Search and more.



GUIDE – Displays the Interactive Program Guide.

PVR – PVR (Personal Video Recorder) only appears if you have a DVR. Provides access to all your recorded programs, scheduled recording, and recording history.

Vault - Access reminders that were set for upcoming programs, as well as any messages sent by GTA.





Settings – Access to creating parental controls, setting blocked channels, creating sub user accounts, setting up how things appear on your television, and reviewing subscription package information.

Favorites - Access and create a favorite channel lineup for quick reference.

Search - Search for programs under the description you provide.

Sign Out – Allows you to sign out of the current user account. This only appears if you are using the Enable Login option under Settings/Preferences, have multiple user accounts, and have signed in with a user name and password.

Navigate the Main Menu Bar:

1. Press  to display the Main Menu Bar at the top of the screen.
2. Press   arrows to highlight any tab in the Main Menu Bar.
3. Press  to select tab.