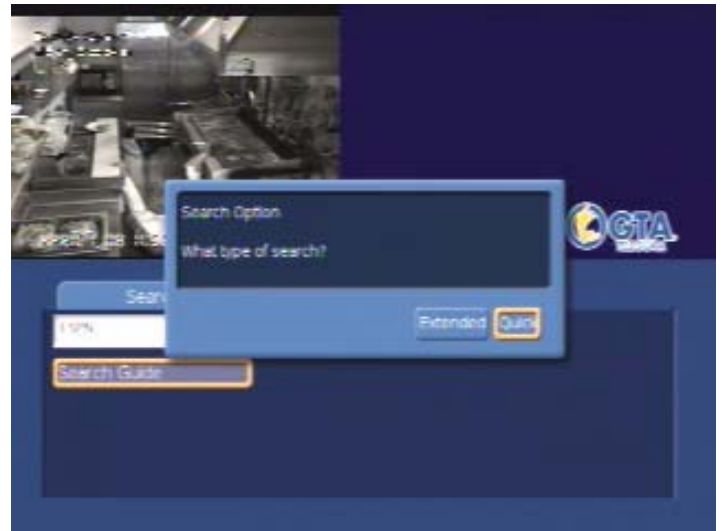














## INTERACTIVE PROGRAM GUIDE - Search

Use *Search* to find your favorite programs easily. Search allows you to find the name or partial name of a program you are looking for and find any program details matching the text you enter.



## Using Search function

1. To display the *Search* screen, press .
2. Use the  keys to highlight the tab, *Search*. Press  to display the onscreen keypad.
3. Or, press  on the remote control.
4. Using the  keys, navigate to each letter and press  to select each letter.
5. Use the  to navigate to *Done* and Press .
6. Select *Search Guide* and Press .
7. Choose *Extended* or *Quick*. Press  to begin your search.  
*Extended* – Returns all matching results • *Quick* – Limited to 100 results
8. The *Search* screen will show the results of your search.
8. Use  keys to navigate to your selection. Press .

**Note:** The search process may take a few minutes. To cancel, press  on your remote control.